
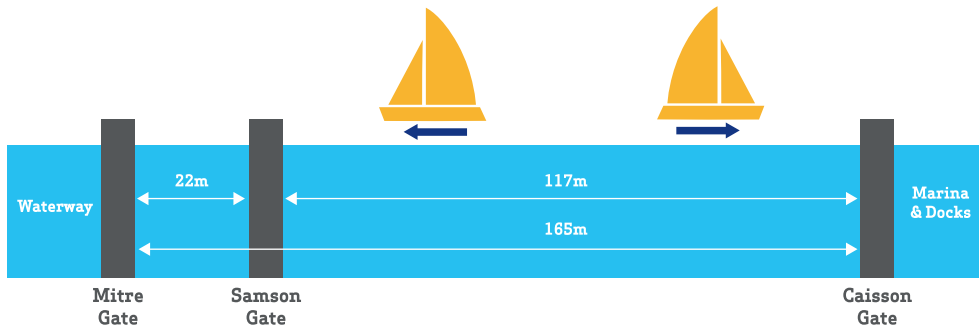


MILFORD MARINA

Berthing. Boatyard. Services.

Milford Marina Lock Operation Diagram




FREEFLOW

All gates are open 2 hours before the high tide. Even though the gates are open, please do not proceed without instructions from the Pier Head operator on VHF Channel 14.



ACCESS - SHORT LOCK

(length in lock - 7 to 10 minutes). Boat is called into lock awaiting entry to the marina/dock. Open gate closes on the published 'Access' time.



ACCESS - FULL LOCK

(length in lock - 30 to 45 minutes) Boat is called into lock awaiting entry to the marina/dock. Open gate closes on the published 'Access' time. For full locks, the Operator can use either the mitre or Samson gates.



EXIT - SHORT LOCK

(length in lock - 7 to 10 minutes) Boat is called into lock awaiting exit from the marina/dock. Open gate closes on published 'Exit' time.



EXIT - FULL LOCK

(length in lock - 30 to 40 minutes) Boat is called into lock awaiting exit from the marina/dock. Open gate closed on published 'Exit' time. For full locks, the Operator can use either the mitre or Samson gates.